

SPRING 2018 OLLI-IAP PARTNERSHIP PROGRAM REPORT

Cindy Lu Jacobs—Student Services & Career Advisor

Objective. In Spring 2018, Osher Lifelong Learning Institute (OLLI) and the International Accelerator Program (IAP) at American University launched the OLLI-IAP Partnership Program. It seeks to connect OLLI members to international students, foster friendship and promote intercultural competency.

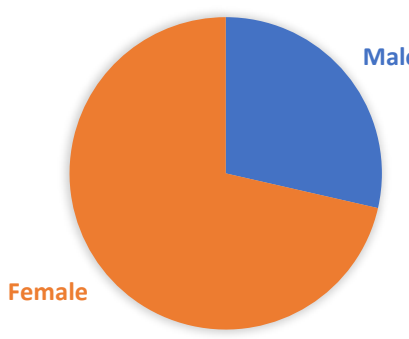
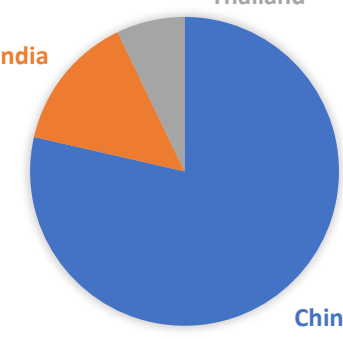
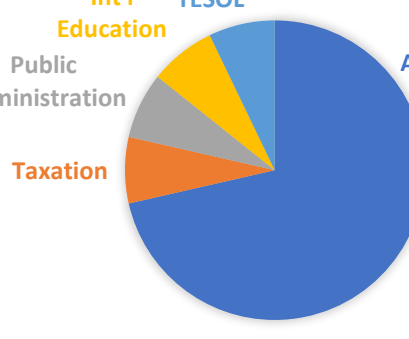
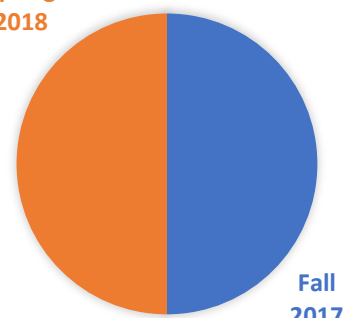
Description. Jeanne Kent from OLLI and Cindy Jacobs from IAP worked together to pair selective graduate students in IAP with participating OLLI members based on the students’ bios and members’ backgrounds. There were a total of 14 pairs. The students had an orientation before being introduced to their pairs at Meet and Greet. Afterwards, each pair met once a week unstructured until the Final Celebration at the end of the semester. IAP collected feedback from both students and OLLI members through an emailed survey to track meeting progress and overall program satisfaction.

100% Progressionⁱ

3.58 Average GPAⁱⁱ

100% Satisfactionⁱⁱⁱ

STUDENT DEMOGRAPHICS

Gender	Nationality
	
<p>Male 29% Female 71%</p>	<p>China 11 India 2 Thailand 1</p>
Intended Majors	Intake Semester
	
<p>Analytics 10 TESOL 1 Taxation 1 Int'd Education 1 Public Admin 1</p>	<p>Fall 2017 50% Spring 2018 50%</p>

PROGRAM OVERVIEW

4.3 Meetings

100% Program Satisfaction

Meetings. After Meet and Greet, each group met an average of 4.3 times during the 7-week program period. Students and their partners met in diverse settings for independent meetings—restaurants, coffee shops, member’s houses and school buildings. The pairs discussed various topics, ranging from academic subjects, career topics to personal interests and family matters.

Success. The program had **100% satisfaction with 90% participant response rate.** On a scale of 1 to 5 (5 being the most at ease), the survey showed **an average of 4.6**, which indicates they felt at ease talking to their partner. Most topics of conversation related to academic, career and family matters. 86% of OLLI partners also reported the joy of getting to know their students.

100% of participants will recommend this program to peers.

100% of participants hope to continue in the program in Fall 2018.

STUDENT FEEDBACK	OLLI PARTNER FEEDBACK ^{iv}
<p>“My partner helped me a lot: assignments, relationships, career and cultural issues.”</p> <p>“My partner gave me reading feedback.”</p> <p>“At first, I thought my partner would able to provide more about [career advice] but it turned out that my partner provided me other aspects of experience. However, I’m not mad about it at all. In fact, she’s my amazing partner who gave me knowledge that cannot be obtained within the normal classes.”</p> <p>My partner was “a great help with my academic, psychological and emotional issues.”</p> <p>“We learned how to communicate with Americans.”</p> <p>“[The experience was] warm, happy and enjoyable.”</p>	<p>“There was an ease about our interactions that grew into a real friendship.”</p> <p>“We talked about living in China, one child policy, parents who are doctors, the academic business courses, careers, the Lakers, travel in USA.”</p> <p>“Expand the program. Great experience for both mentor and mentee.”</p> <p>“Of course, the highlight was getting to know some very smart young Chinese people and to see improvement in my student’s conversational English, even in only a few weeks.”</p> <p>“[The highlights were] learning more about China and my partner’s view of the world.”</p> <p>” [The highlight was] spending a day with my student at the Tidal Basin and Clock Tower, discussing our interests in travel, photography, and talking about our families.”</p>

ⁱ 100% of program participants progressed into degree-seeking graduate program.

ⁱⁱ The average total GPA of program participants after Spring 2018 semester.

ⁱⁱⁱ Satisfaction rate was determined from the survey submitted by May 8, 2018. Question “Overall are you satisfied with this pilot program?”

^{iv} Both student and OLLI partner feedback was submitted via survey taken in May 2018. Question “What were the highlights of your experience in this program?”