

# 2018 OSHER LIFELONG LEARNING INSTITUTE AT AMERICAN UNIVERSITY STRATEGIC PLANNING SURVEY OF MEMBERS AND STUDY GROUP LEADERS

Notice sent to 1,625 members of Fall 2016 through current semester  
Survey was open from March 12 through March 23, i.e., 10 business days

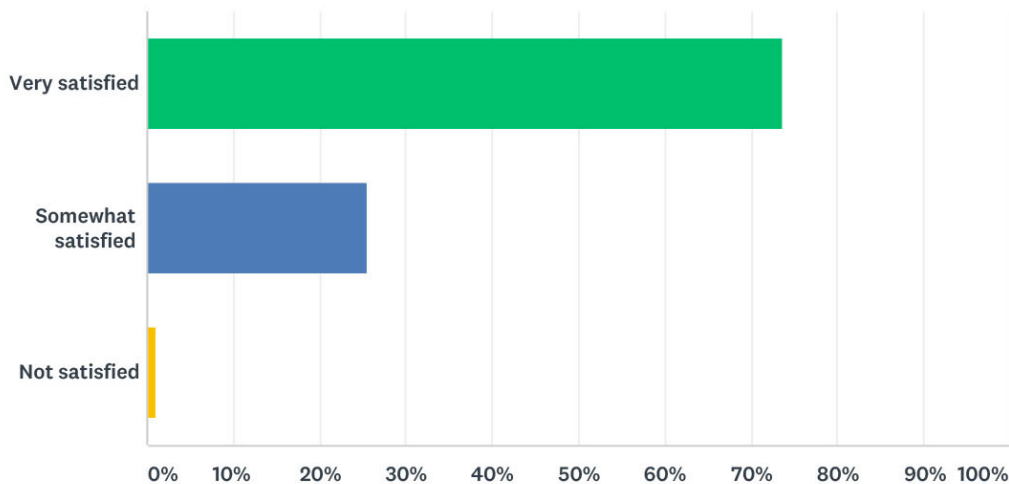
531 respondents or 33%

91% completion rate

10-minute average time spent on survey

## Q1 How satisfied are you with the range of study groups offered?

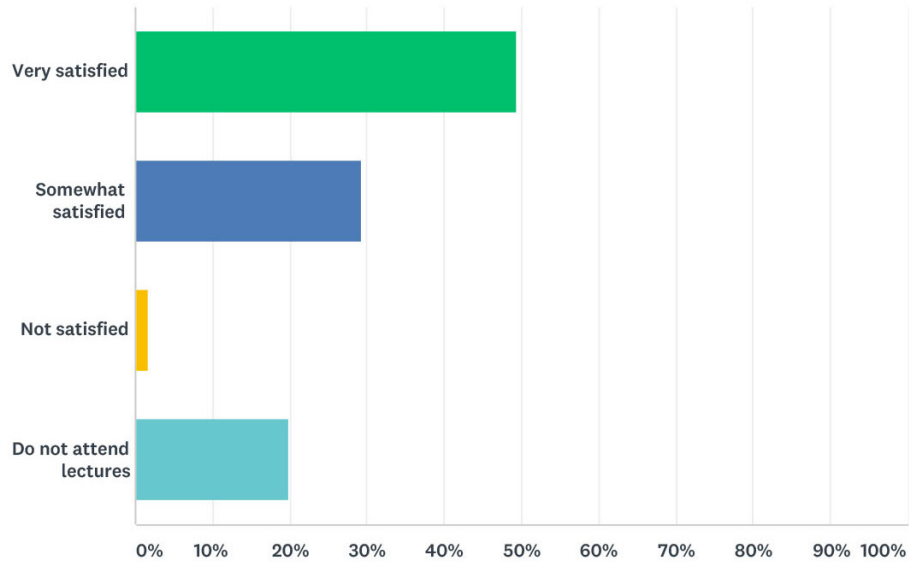
Answered: 531 Skipped: 0



ANSWER CHOICES	RESPONSES	
Very satisfied	73.63%	391
Somewhat satisfied	25.42%	135
Not satisfied	0.94%	5
<b>TOTAL</b>		<b>531</b>

## Q2 How satisfied are you with the range of topics covered in the lecture series?

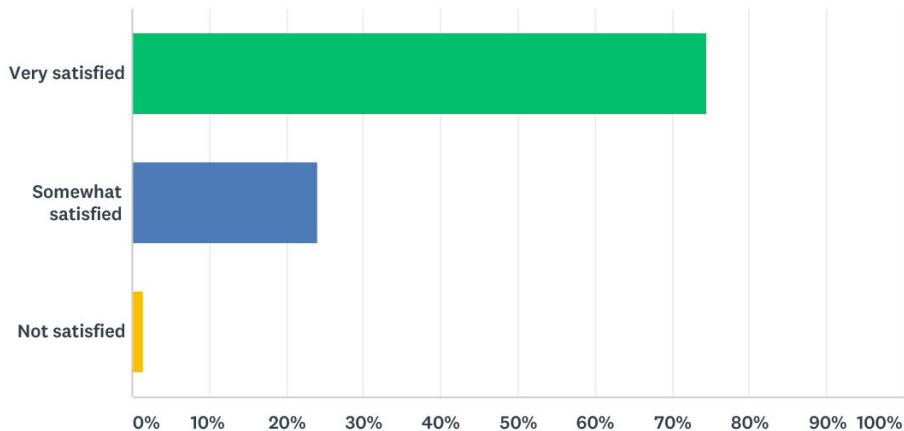
Answered: 531 Skipped: 0



ANSWER CHOICES	RESPONSES	
Very satisfied	49.34%	262
Somewhat satisfied	29.19%	155
Not satisfied	1.69%	9
Do not attend lectures	19.77%	105
<b>TOTAL</b>		<b>531</b>

## Q3 How satisfied are you with the overall OLLI academic experience?

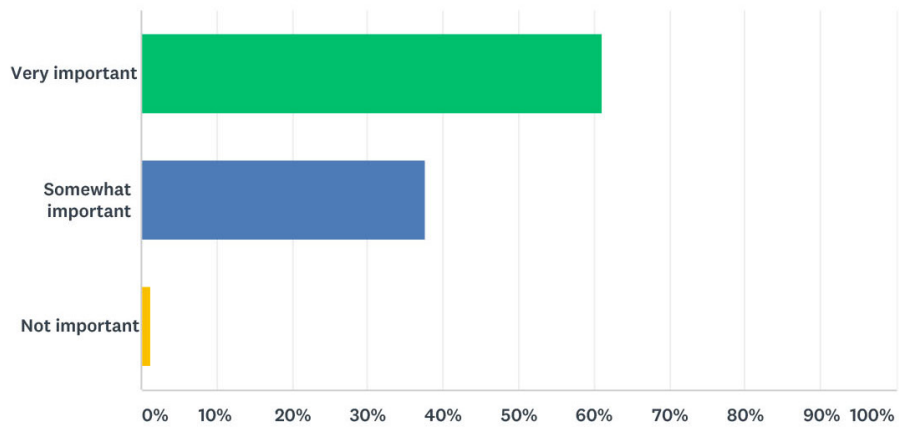
Answered: 531 Skipped: 0



ANSWER CHOICES	RESPONSES	
Very satisfied	74.39%	395
Somewhat satisfied	24.11%	128
Not satisfied	1.51%	8
<b>TOTAL</b>		<b>531</b>

## Q4 How important is OLLI to you?

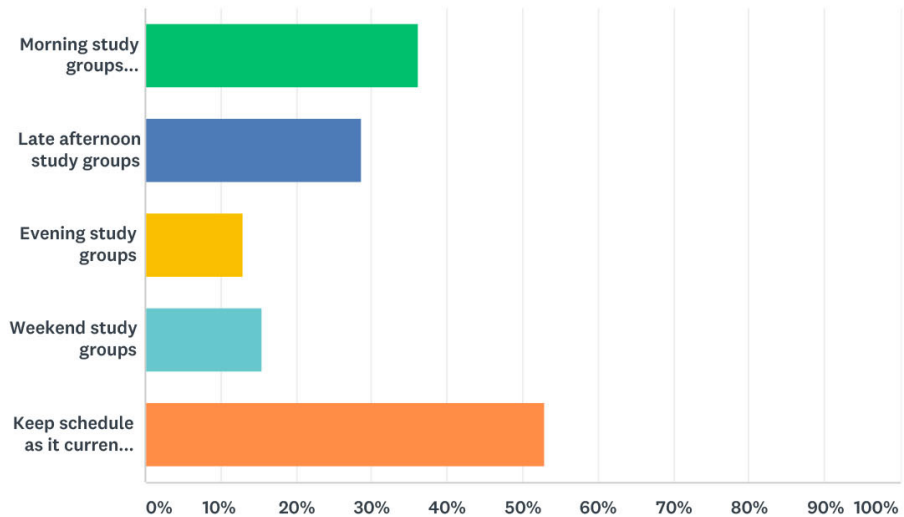
Answered: 531 Skipped: 0



ANSWER CHOICES	RESPONSES	
Very important	61.02%	324
Somewhat important	37.66%	200
Not important	1.32%	7
<b>TOTAL</b>		<b>531</b>

## Q5 If classrooms were available, would you be interested in attending (Check all that apply)

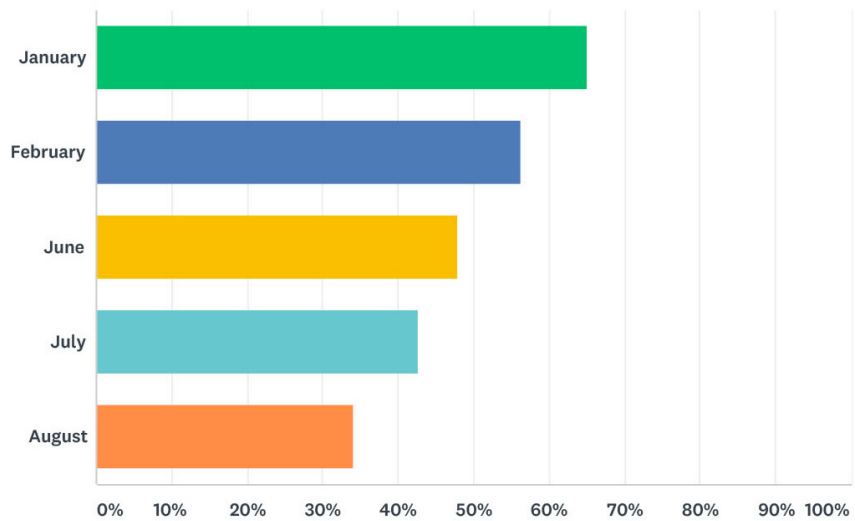
Answered: 468 Skipped: 63



ANSWER CHOICES	RESPONSES	
Morning study groups beginning at 9:15 AM	36.11%	169
Late afternoon study groups	28.63%	134
Evening study groups	13.03%	61
Weekend study groups	15.38%	72
Keep schedule as it currently is	52.99%	248
<b>Total Respondents: 468</b>		

**Q6 In addition to the current 8-10-week fall and spring study groups, February Shorts, and the June Minis, would you be interested in attending additional study groups in (Check all that apply):**

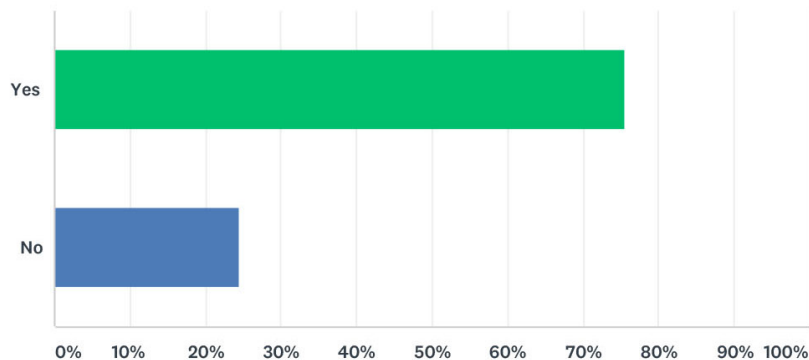
Answered: 323 Skipped: 208



ANSWER CHOICES	RESPONSES	
January	65.02%	210
February	56.35%	182
June	47.99%	155
July	42.72%	138
August	34.06%	110
Total Respondents: 323		

**Q7 In addition to the regular 8-, 9-, and 10-week courses, would you be interested in taking a limited number of 5-week courses during the regular academic semesters?**

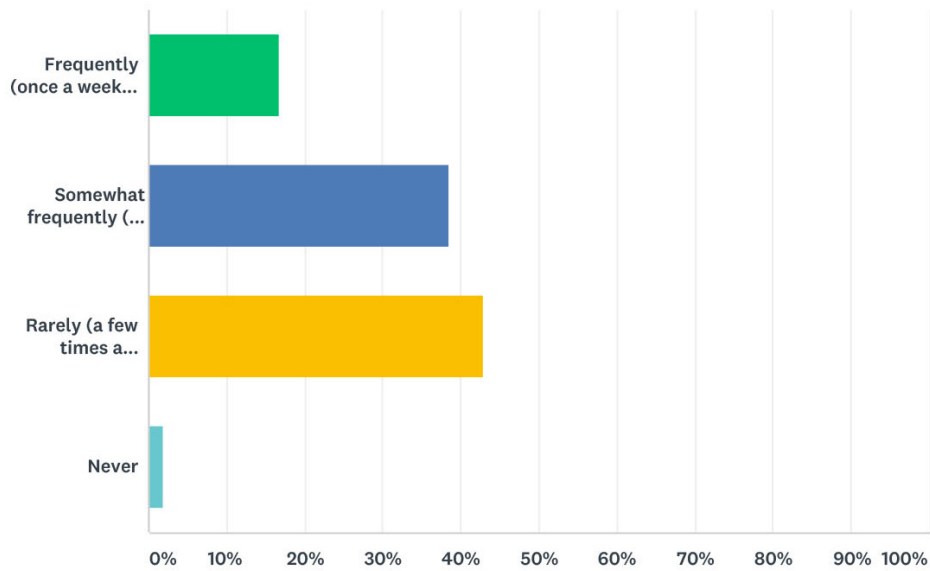
Answered: 531 Skipped: 0



ANSWER CHOICES	RESPONSES	
Yes	75.52%	401
No	24.48%	130
TOTAL		531

## Q8 How often do you access the OLLI website?

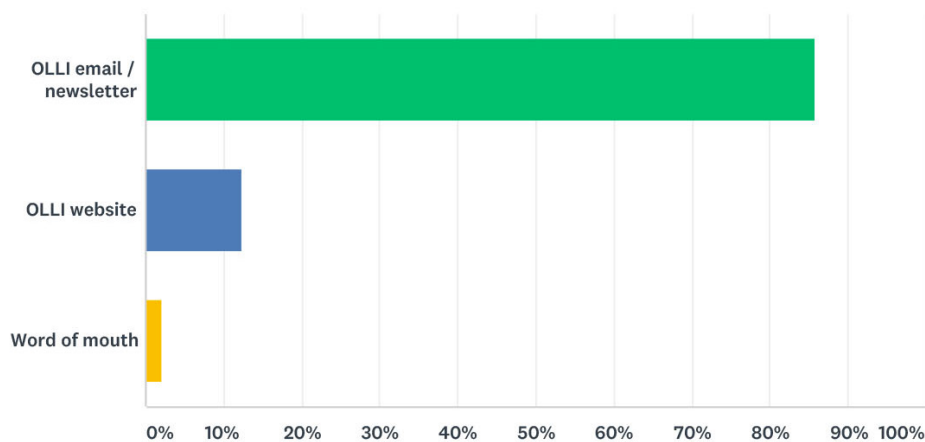
Answered: 531 Skipped: 0



ANSWER CHOICES	RESPONSES	
Frequently (once a week or more)	16.76%	89
Somewhat frequently (a few times a month)	38.42%	204
Rarely (a few times a semester)	42.94%	228
Never	1.88%	10
<b>TOTAL</b>		<b>531</b>

## Q9 To learn about OLLI events, do you usually rely on (check one):

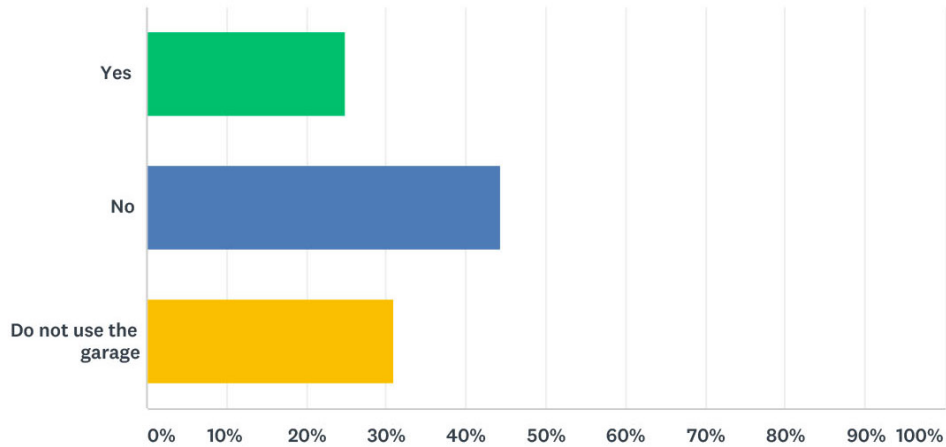
Answered: 531 Skipped: 0



ANSWER CHOICES	RESPONSES	
OLLI email / newsletter	85.69%	455
OLLI website	12.24%	65
Word of mouth	2.07%	11
<b>TOTAL</b>		<b>531</b>

## Q10 Do you use the Pay By Phone parking app to park in the building garage?

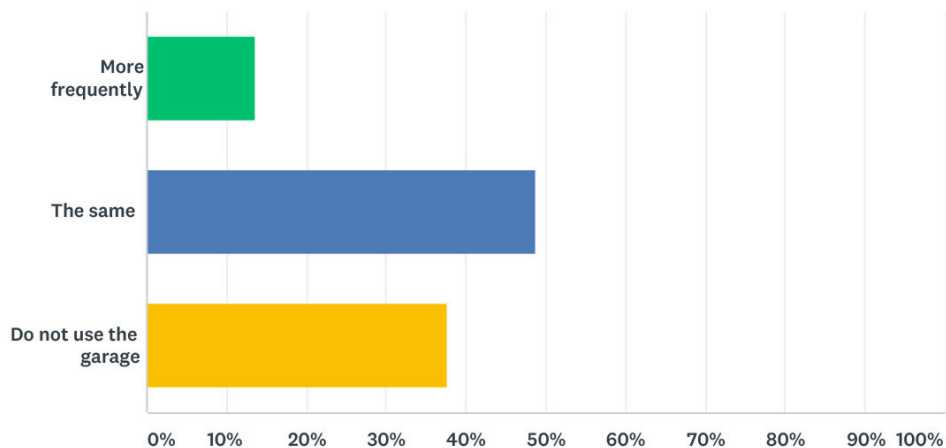
Answered: 531 Skipped: 0



ANSWER CHOICES	RESPONSES	
Yes	24.86%	132
No	44.26%	235
Do not use the garage	30.89%	164
<b>TOTAL</b>		<b>531</b>

## Q11 If there were a weekly or monthly prepaid parking permit available, would you use the garage:

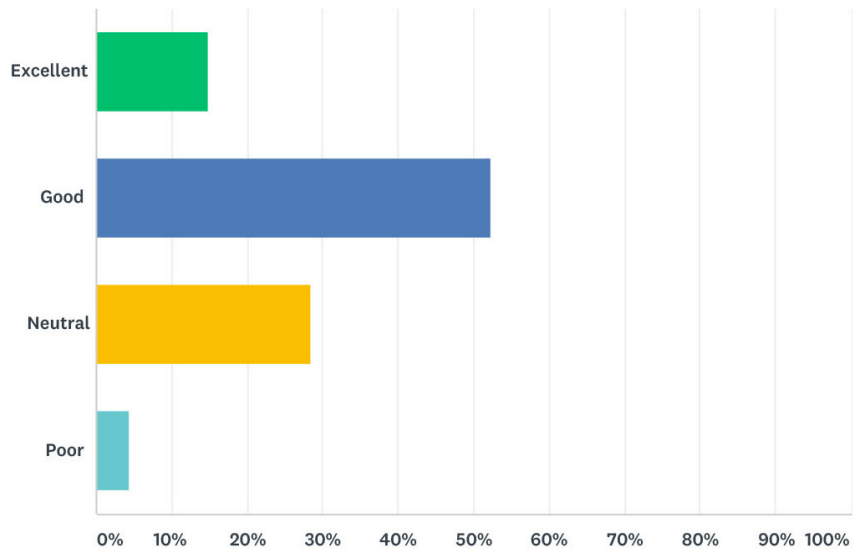
Answered: 531 Skipped: 0



ANSWER CHOICES	RESPONSES	
More frequently	13.56%	72
The same	48.78%	259
Do not use the garage	37.66%	200
<b>TOTAL</b>		<b>531</b>

## Q12 How would you rate the ability of OLLI Study Group Leaders to integrate into their courses the technology available in their classrooms?

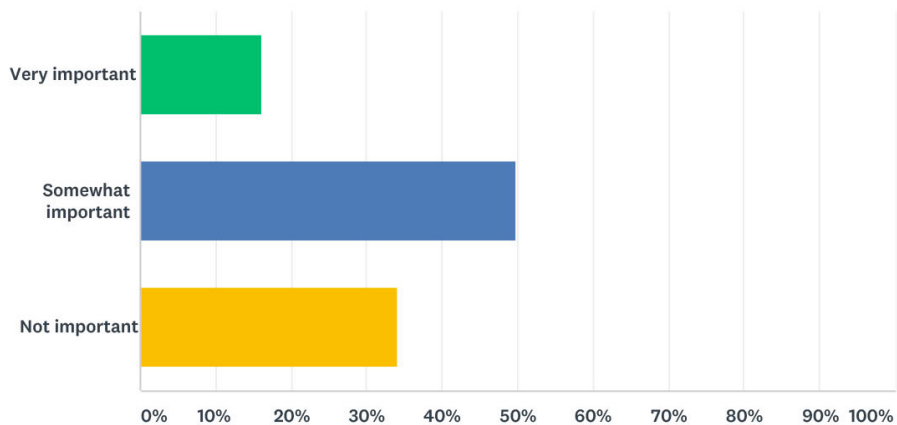
Answered: 531 Skipped: 0



ANSWER CHOICES	RESPONSES	
Excellent	14.88%	79
Good	52.35%	278
Neutral	28.44%	151
Poor	4.33%	23
TOTAL		531

## Q13 How important to you are opportunities to socialize at OLLI?

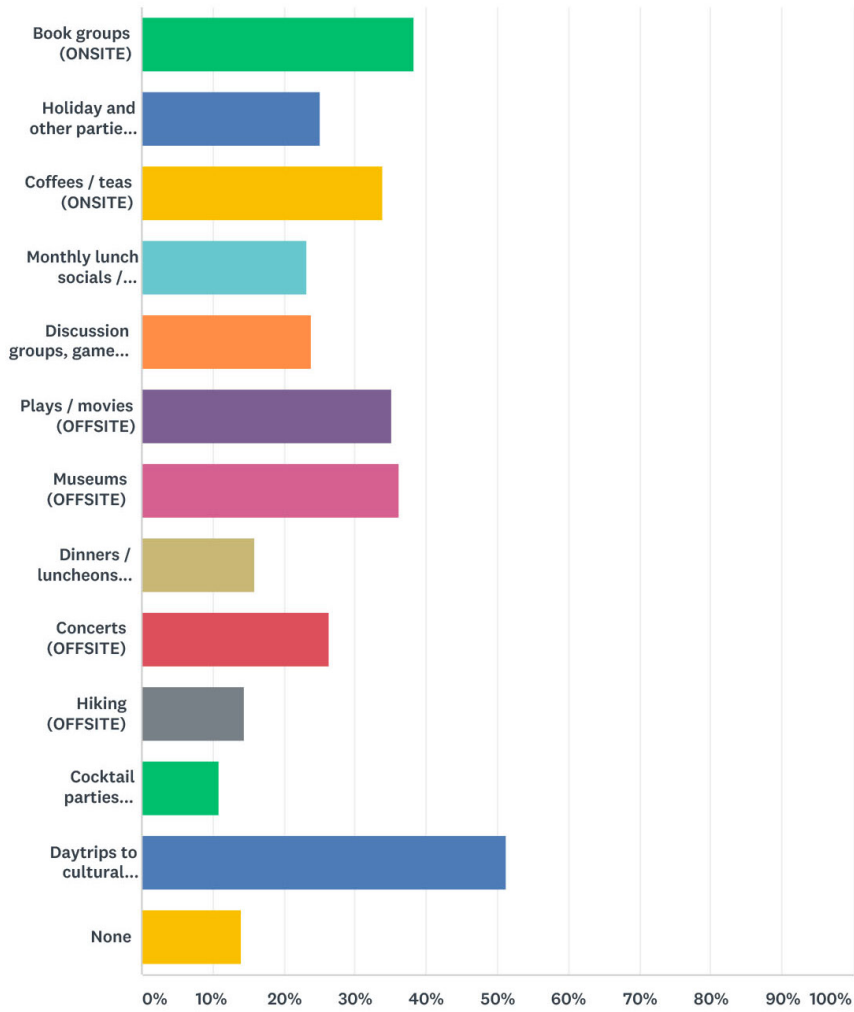
Answered: 530 Skipped: 1



ANSWER CHOICES	RESPONSES	
Very important	16.04%	85
Somewhat important	49.81%	264
Not important	34.15%	181
TOTAL		530

# Q14 Which of the following are you likely to attend (Check all that apply)?

Answered: 525 Skipped: 6

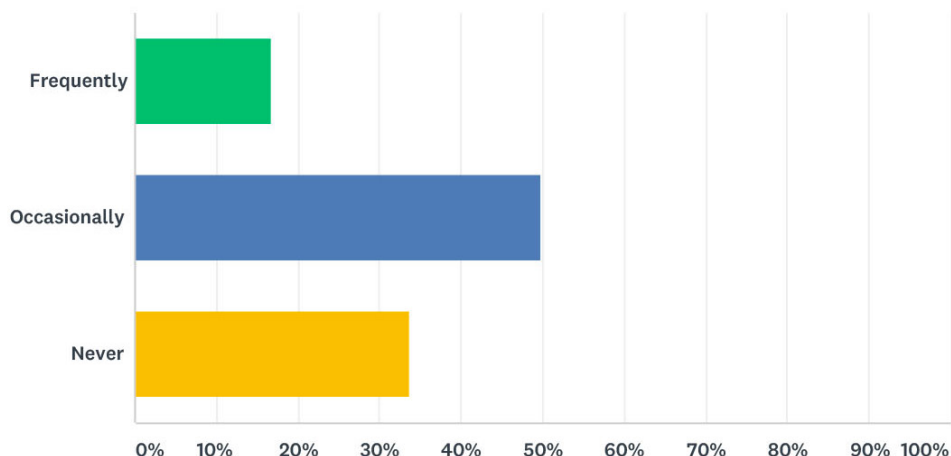


ANSWER CHOICES	RESPONSES	
Book groups (ONSITE)	38.29%	201
Holiday and other parties (ONSITE)	25.14%	132
Coffees / teas (ONSITE)	33.90%	178
Monthly lunch socials / mixers (ONSITE)	23.24%	122
Discussion groups, games / bridge (ONSITE)	23.81%	125
Plays / movies (OFFSITE)	35.24%	185
Museums (OFFSITE)	36.19%	190
Dinners / luncheons (OFFSITE)	15.81%	83
Concerts (OFFSITE)	26.29%	138
Hiking (OFFSITE)	14.48%	76
Cocktail parties (OFFSITE)	10.86%	57
Daytrips to cultural destinations (OFFSITE)	51.24%	269
None	14.10%	74
Total Respondents: 525		



## Q15 Do you use the 5th floor Social Space?

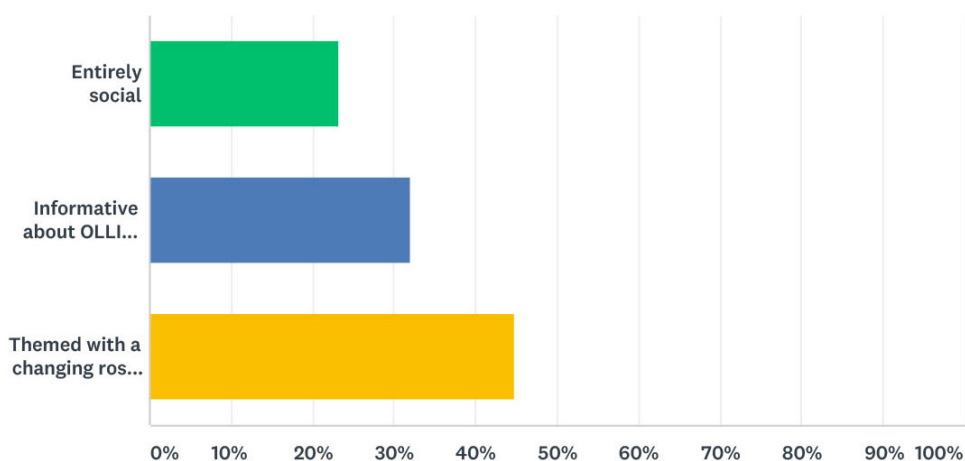
Answered: 527 Skipped: 4



ANSWER CHOICES	RESPONSES	
Frequently	16.70%	88
Occasionally	49.72%	262
Never	33.59%	177
TOTAL		527

## Q16 During the fall and spring, Coffee and Conversation breaks are held weekly in the 5th floor Social Space to help members connect with one another. Would you be more likely to attend if these events were:

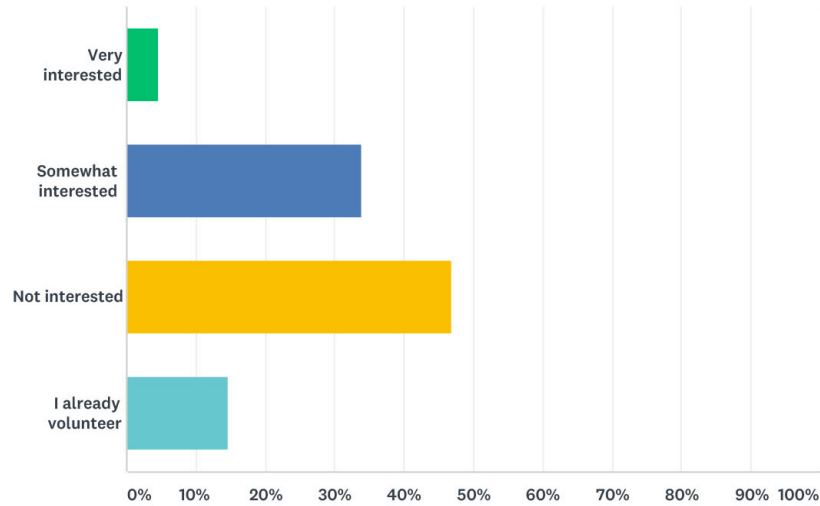
Answered: 422 Skipped: 109



ANSWER CHOICES	RESPONSES	
Entirely social	23.22%	98
Informative about OLLI programs and activities	31.99%	135
Themed with a changing roster of discussion topics	44.79%	189
TOTAL		422

## Q17 How interested are you in volunteering at OLLI?

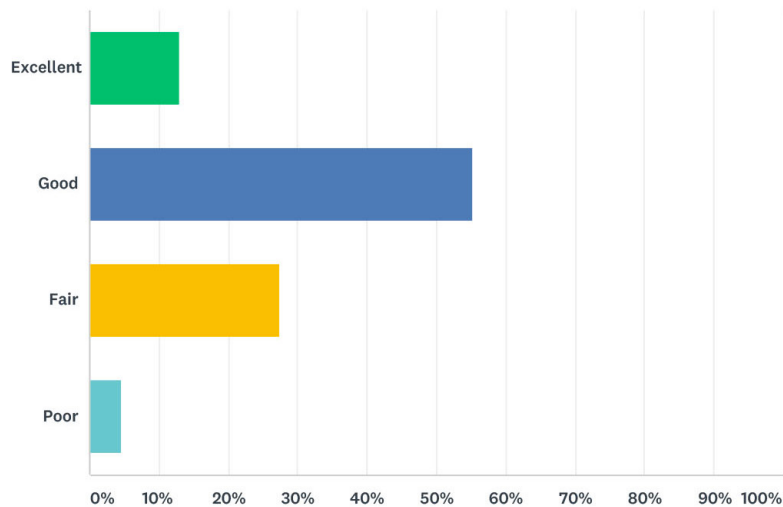
Answered: 520 Skipped: 11



ANSWER CHOICES	RESPONSES	
Very interested	4.62%	24
Somewhat interested	33.85%	176
Not interested	46.92%	244
I already volunteer	14.62%	76
<b>TOTAL</b>		<b>520</b>

## Q18 How would you rate OLLI's outreach to members to encourage volunteerism?

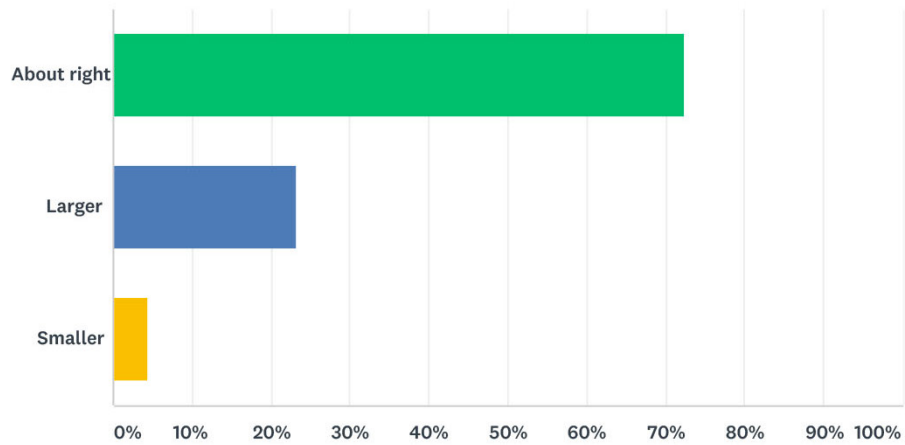
Answered: 511 Skipped: 20



ANSWER CHOICES	RESPONSES	
Excellent	12.92%	66
Good	55.19%	282
Fair	27.40%	140
Poor	4.50%	23
<b>TOTAL</b>		<b>511</b>

## Q19 Do you think the current number of members and academic offerings is about right or would you like to see OLLI at AU be a larger or smaller organization in the future?

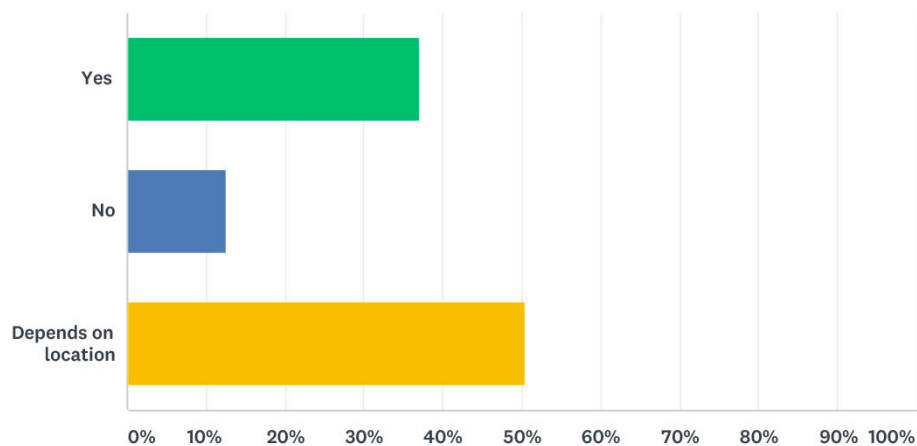
Answered: 519 Skipped: 12



ANSWER CHOICES	RESPONSES	
About right	72.45%	376
Larger	23.12%	120
Smaller	4.43%	23
TOTAL		519

## Q20 If OLLI membership and programs were expanded, would you be willing to travel to satellite locations in Northwest DC?

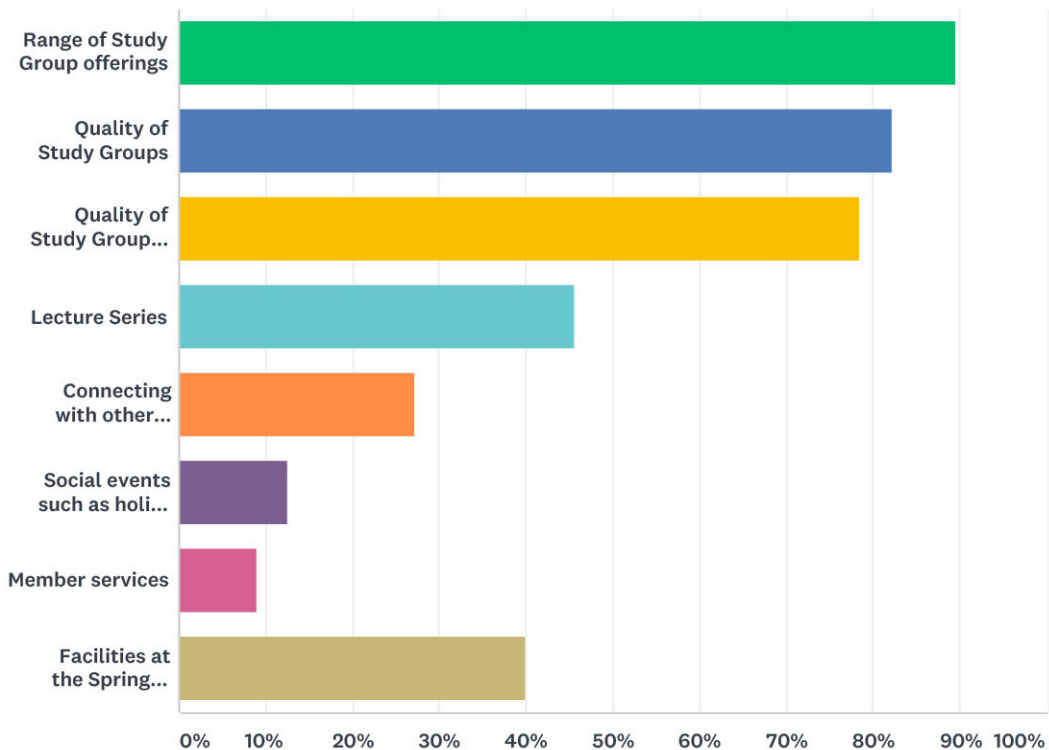
Answered: 529 Skipped: 2



ANSWER CHOICES	RESPONSES	
Yes	37.05%	196
No	12.48%	66
Depends on location	50.47%	267
TOTAL		529

## Q21 What do you consider to be the strengths of OLLI at AU - (Check all that apply):

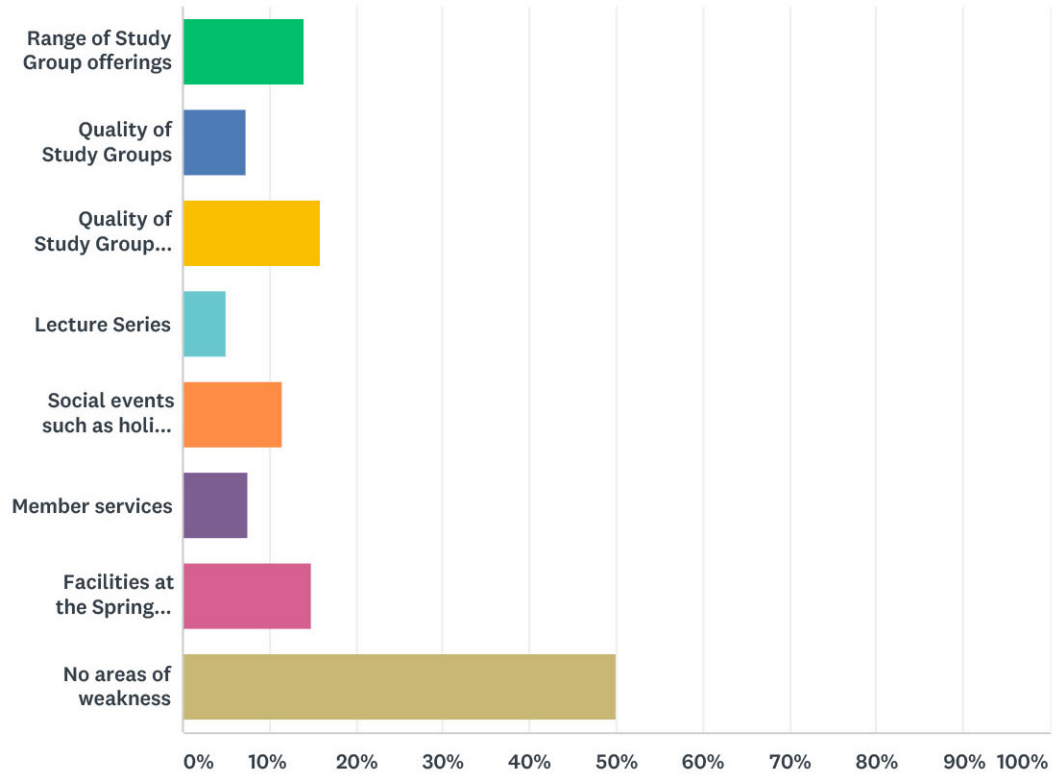
Answered: 529 Skipped: 2



ANSWER CHOICES	RESPONSES	
Range of Study Group offerings	89.60%	474
Quality of Study Groups	82.23%	435
Quality of Study Group Leaders	78.45%	415
Lecture Series	45.56%	241
Connecting with other members	27.22%	144
Social events such as holiday party, trips, weekly coffee & conversation, etc.	12.48%	66
Member services	9.07%	48
Facilities at the Spring Valley Building	39.89%	211
Total Respondents: 529		

## Q22 What do you consider to be weaknesses or areas to be improved upon (Check all that apply):

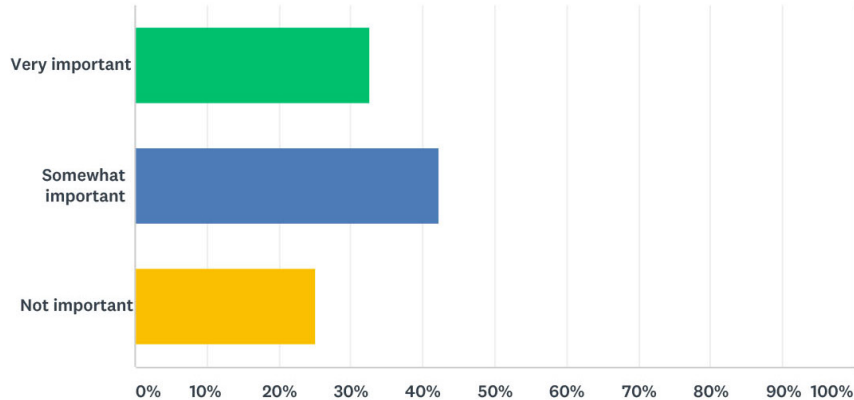
Answered: 486 Skipped: 45



ANSWER CHOICES	RESPONSES	
Range of Study Group offerings	13.99%	68
Quality of Study Groups	7.41%	36
Quality of Study Group Leaders	15.84%	77
Lecture Series	4.94%	24
Social events such as holiday party, trips, weekly coffee & conversation, etc.	11.52%	56
Member services	7.61%	37
Facilities at the Spring Valley Building	14.81%	72
No areas of weakness	50.00%	243
Total Respondents: 486		

## Q23 How important is diversity (e.g. age, racial/ethnic, disability, socioeconomic, etc.) within our membership to you?

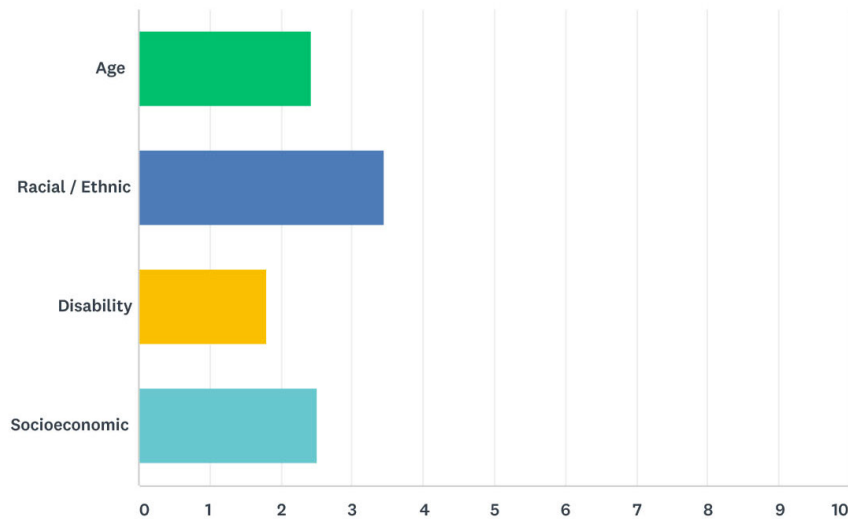
Answered: 524 Skipped: 7



ANSWER CHOICES	RESPONSES	
Very important	32.63%	171
Somewhat important	42.18%	221
Not important	25.19%	132
<b>TOTAL</b>		<b>524</b>

## Q24 If you think increasing diversity is important, which dimensions do you think are most critical? Please rank order the following (Item at top being most critical, while item at bottom is least critical):

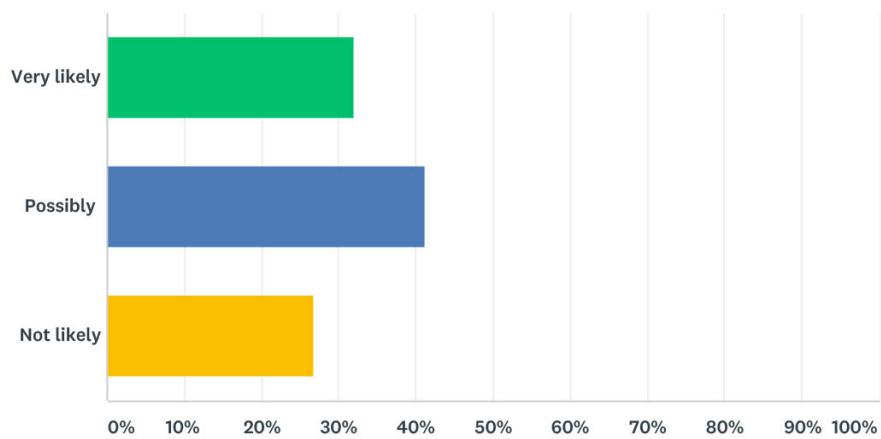
Answered: 388 Skipped: 143



	1	2	3	4	TOTAL	SCORE
Age	28.75% 94	18.96% 62	18.65% 61	33.64% 110	327	2.43
Racial / Ethnic	60.11% 220	27.87% 102	9.56% 35	2.46% 9	366	3.46
Disability	2.87% 9	15.29% 48	40.76% 128	41.08% 129	314	1.80
Socioeconomic	14.71% 49	40.54% 135	26.73% 89	18.02% 60	333	2.52

## Q25 To foster greater diversity, how likely would you be to attend classes that address policy and culture issues relating to racial and ethnic diversity?

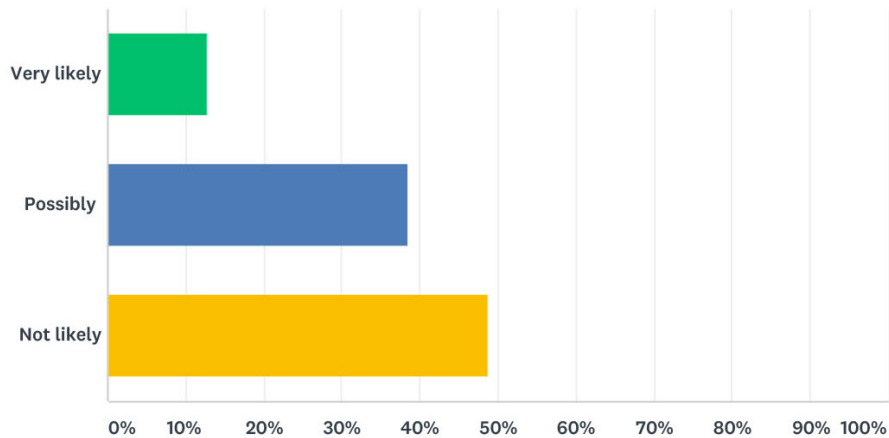
Answered: 517 Skipped: 14



ANSWER CHOICES	RESPONSES	
Very likely	32.11%	166
Possibly	41.20%	213
Not likely	26.69%	138
<b>TOTAL</b>		<b>517</b>

## Q26 To foster greater diversity, how likely would you be to attend classes at an alternate campus in another part of the city that is more racially and culturally diverse?

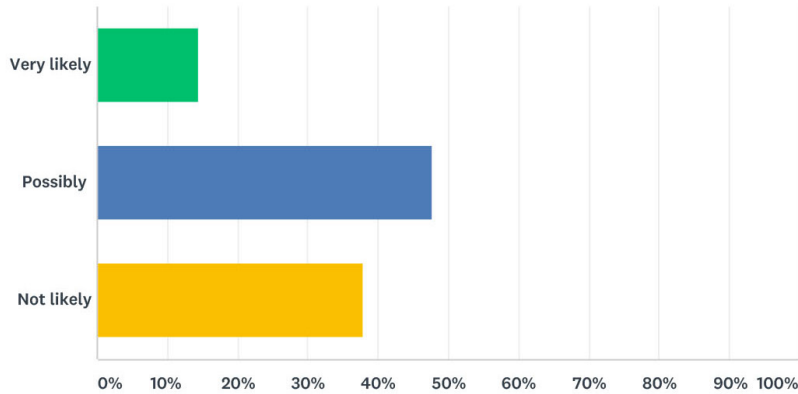
Answered: 521 Skipped: 10



ANSWER CHOICES	RESPONSES	
Very likely	12.67%	66
Possibly	38.58%	201
Not likely	48.75%	254
<b>TOTAL</b>		<b>521</b>

## Q27 To foster greater diversity, how likely would you be to attend OLLI occasional events in other parts of the city that are more racially and culturally diverse?

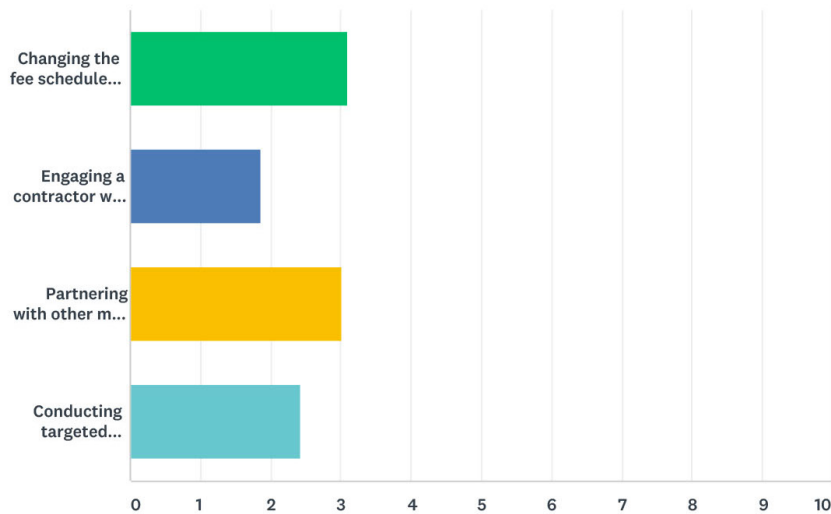
Answered: 522 Skipped: 9



ANSWER CHOICES	RESPONSES	
Very likely	14.37%	75
Possibly	47.70%	249
Not likely	37.93%	198
TOTAL		522

## Q28 Which of the following initiatives are likely to be helpful in increasing diversity? Rank as 1 (most helpful), 2 (somewhat helpful), 3 (probably not helpful), 4 (not helpful)

Answered: 457 Skipped: 74

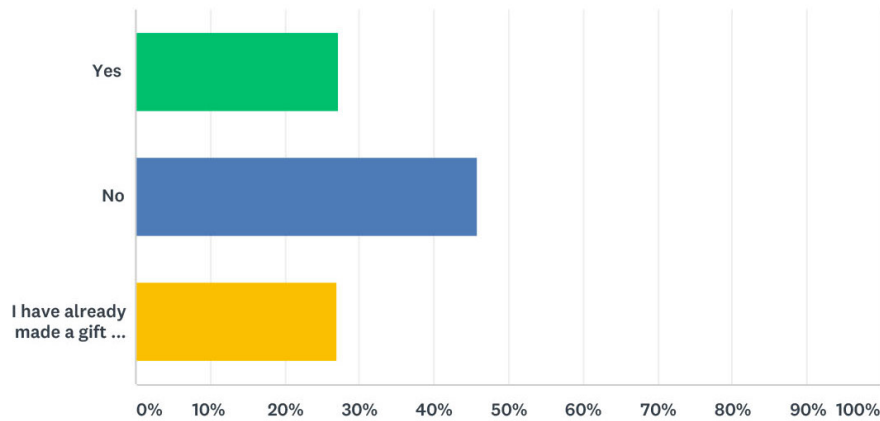


	1	2	3	4	TOTAL	SCORE
Changing the fee schedule to allow new participants to take one course for a reduced fee	49.35% 191	21.96% 85	16.80% 65	11.89% 46	387	3.09
Engaging a contractor with experience in increasing diversity at educational institutions	9.43% 33	18.86% 66	20.00% 70	51.71% 181	350	1.86
Partnering with other more diverse organizations	34.87% 136	36.92% 144	22.82% 89	5.38% 21	390	3.01
Conducting targeted outreach	20.15% 80	25.19% 100	31.74% 126	22.92% 91	397	2.43



## Q29 If you have not yet made a gift to OLLI's Campaign 2020 are you considering doing so?

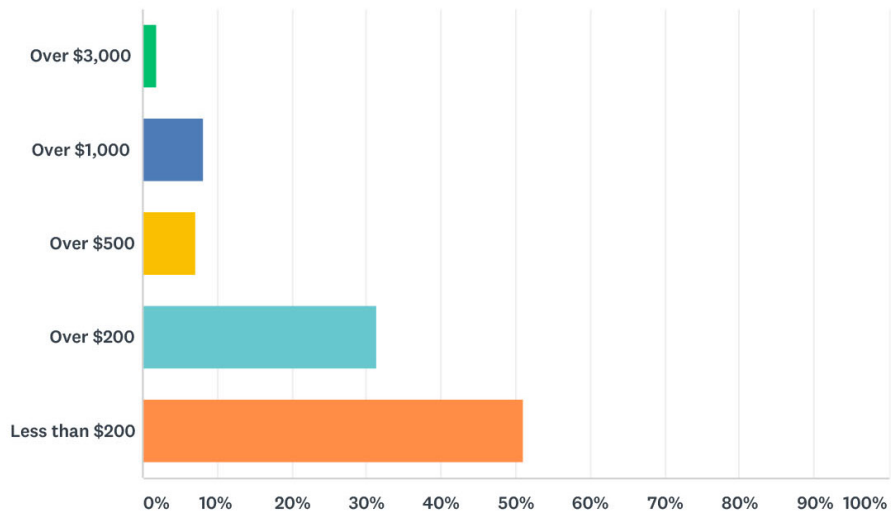
Answered: 518 Skipped: 13



ANSWER CHOICES	RESPONSES	
Yes	27.22%	141
No	45.75%	237
I have already made a gift to Campaign 2020	27.03%	140
<b>TOTAL</b>		<b>518</b>

## Q30 If considering making a gift over a three-year time frame, which level of donation are you considering?

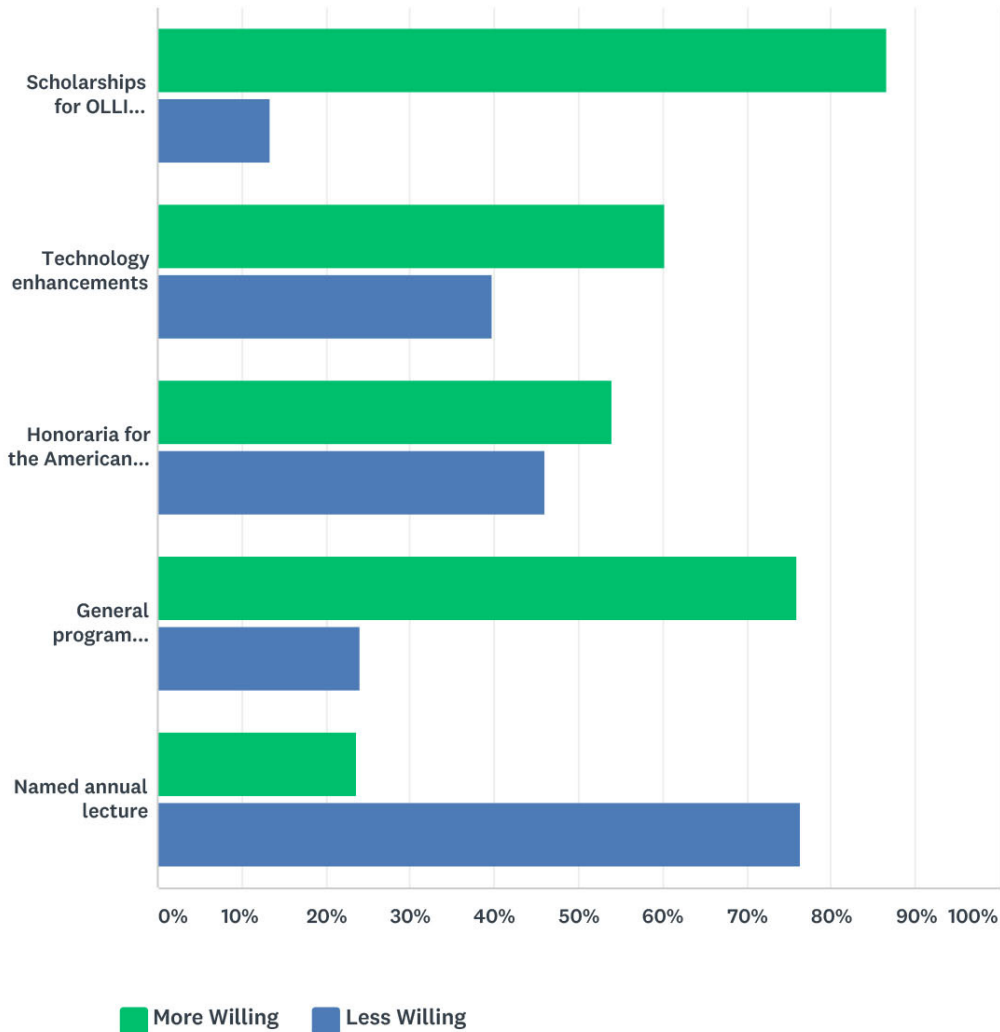
Answered: 305 Skipped: 226



ANSWER CHOICES	RESPONSES	
Over \$3,000	1.97%	6
Over \$1,000	8.20%	25
Over \$500	7.21%	22
Over \$200	31.48%	96
Less than \$200	51.15%	156
<b>TOTAL</b>		<b>305</b>

# Q31 If considering making a gift, which of the following purposes would make you more willing or less willing to make a financial contribution?

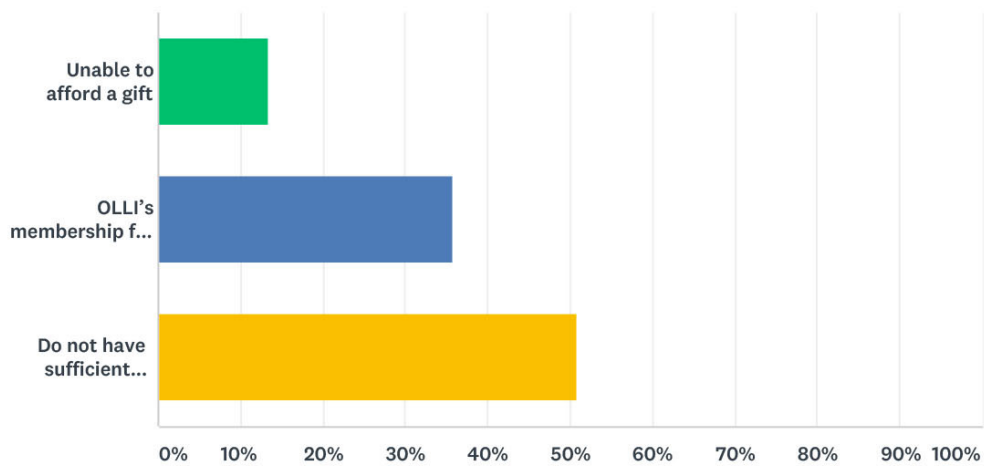
Answered: 374 Skipped: 157



	MORE WILLING	LESS WILLING	TOTAL
Scholarships for OLLI members in need	86.58% 271	13.42% 42	313
Technology enhancements	60.16% 151	39.84% 100	251
Honoraria for the American University schools and departments and the Washington think tanks that provide classes at OLLI	54.01% 148	45.99% 126	274
General program operations support	76.03% 222	23.97% 70	292
Named annual lecture	23.58% 54	76.42% 175	229

### Q32 If not considering making a gift, select one of the reasons below

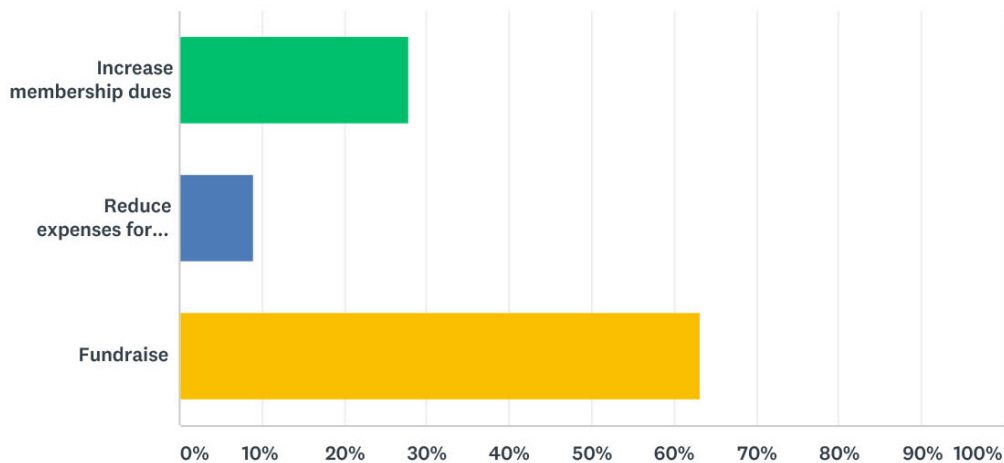
Answered: 293 Skipped: 238



ANSWER CHOICES	RESPONSES	
Unable to afford a gift	13.31%	39
OLLI's membership fees should cover entire cost of its programs	35.84%	105
Do not have sufficient knowledge of OLLI's financial needs	50.85%	149
<b>TOTAL</b>		<b>293</b>

### Q33 If OLLI needs additional financial resources, which of the following ways would you prefer?

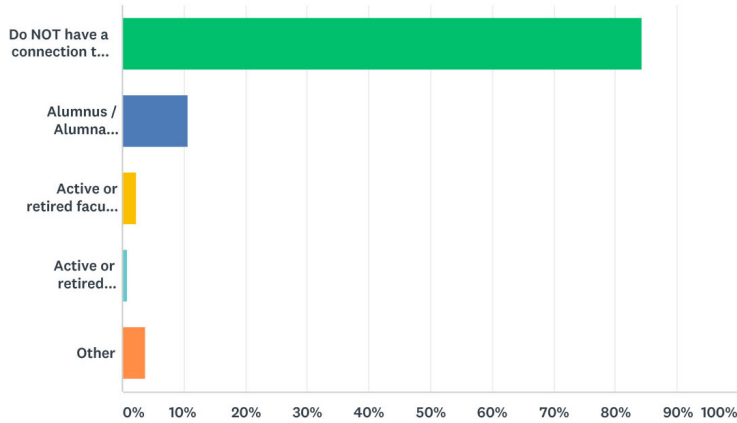
Answered: 482 Skipped: 49



ANSWER CHOICES	RESPONSES	
Increase membership dues	27.80%	134
Reduce expenses for staff, classroom space, etc., even if that will result in a reduction of programming	8.92%	43
Fundraise	63.28%	305
<b>TOTAL</b>		<b>482</b>

## Q34 Do you have a connection with American University? If so, what is it? (Check all that apply)

Answered: 448 Skipped: 83

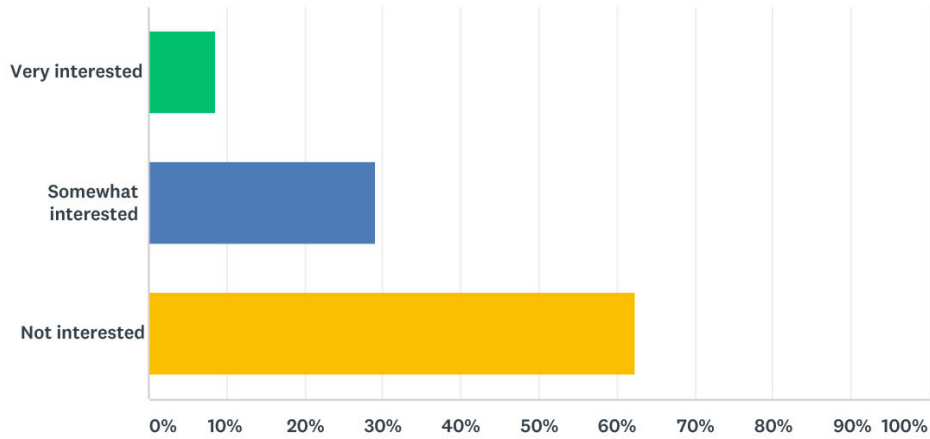


ANSWER CHOICES	RESPONSES	
Do NOT have a connection to AU	84.38%	378
Alumnus / Alumna (undergraduate or graduate)	10.71%	48
Active or retired faculty member	2.23%	10
Active or retired employee	0.89%	4
Other	3.79%	17
Total Respondents: 448		

#	PLEASE SPECIFY, SUCH AS "VOLUNTEER" OR "TRUSTEE," ETC.	DATE
1	Israel Studies Program	3/21/2018 6:34 PM
2	Have attended classes.	3/21/2018 6:29 AM
3	this is in response to Q.33 above. OLLI is very important to AU, thus, the university should provide more funds to maintain OLLI.	3/20/2018 11:14 PM
4	this is in response to Q.33 above. OLLI is very important to AU, thus, the university should provide more funds to maintain OLLI.	3/20/2018 11:13 PM
5	Make donation to Katzen	3/20/2018 5:07 PM
6	Prior employee	3/20/2018 4:49 PM
7	Volunteer	3/20/2018 12:35 PM
8	Spouse is former faculty member.	3/20/2018 11:56 AM
9	graduate (MA)	3/20/2018 11:56 AM
10	Daughter is on faculty	3/20/2018 10:56 AM
11	daughter graduated from law school	3/20/2018 9:48 AM
12	I live in AU Park, right behind the university	3/20/2018 9:18 AM
13	Parent of alumnus	3/20/2018 9:15 AM
14	Neighbor	3/19/2018 12:21 PM
15	Relocating to AU is the worst possible decision made by OLLI. The space is ISOLATING and not conducive to group feeling	3/16/2018 4:29 PM
16	Father alumnus	3/16/2018 4:25 PM
17	Adjunct prof in Kohod for about 12 years	3/14/2018 9:34 PM
18	community neighbor and member of community liaison council	3/14/2018 4:40 PM
19	Wife was employed by AU	3/14/2018 12:26 AM
20	Unitarian Chaplain with Kay center (volunteer)	3/13/2018 7:03 PM
21	Mother of graduate; wife of former adjunct professor in law school	3/13/2018 11:08 AM
22	Grandchild at Child Research Center on Campus which is wonderful.Help out there.	3/13/2018 8:45 AM
23	contributed to AU/SIS building fund member AU/Katzen member and volunteer	3/12/2018 6:51 PM
24	I have taken courses at AU as part of a postgraduate degree program at GWU.	3/12/2018 4:52 PM
25	Employee during 1970's-80's	3/12/2018 3:13 PM
26	none	3/12/2018 3:11 PM
27	Undergrad & grad degrees	3/12/2018 1:53 PM
28	undergraduate degree and law degree	3/12/2018 1:26 PM

### Q35 How interested would you be in participating in a program that matched AU undergraduate and graduate students with OLLI member mentors who could offer professional/career guidance?

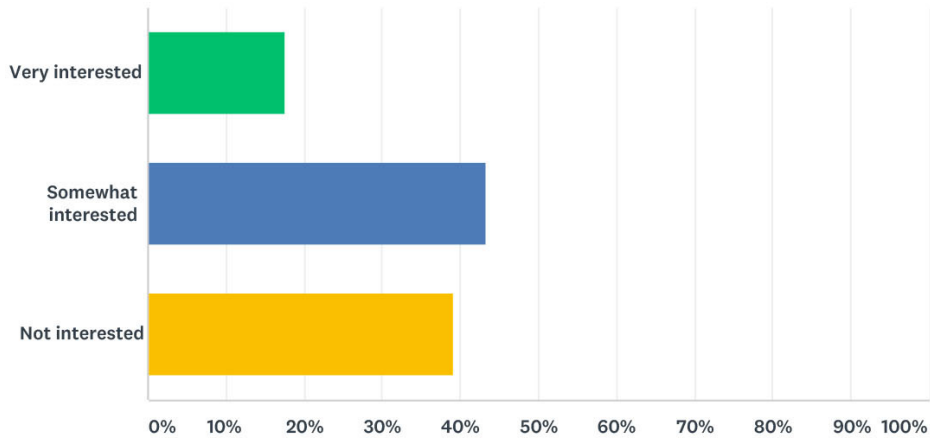
Answered: 518 Skipped: 13



ANSWER CHOICES	RESPONSES	
Very interested	8.49%	44
Somewhat interested	29.15%	151
Not interested	62.36%	323
<b>TOTAL</b>		<b>518</b>

### Q36 How interested would you be in participating in a program that regularly brought together OLLI members and international AU undergraduate students for conversation and cultural exchange?

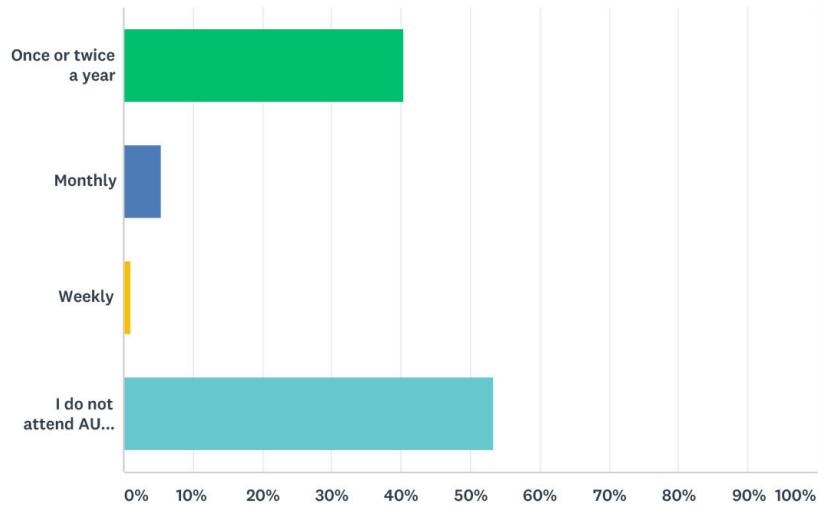
Answered: 519 Skipped: 12



ANSWER CHOICES	RESPONSES	
Very interested	17.53%	91
Somewhat interested	43.35%	225
Not interested	39.11%	203
<b>TOTAL</b>		<b>519</b>

### Q37 Generally, how often do you attend non-OLLI American University events such as lectures, films, concerts, etc?

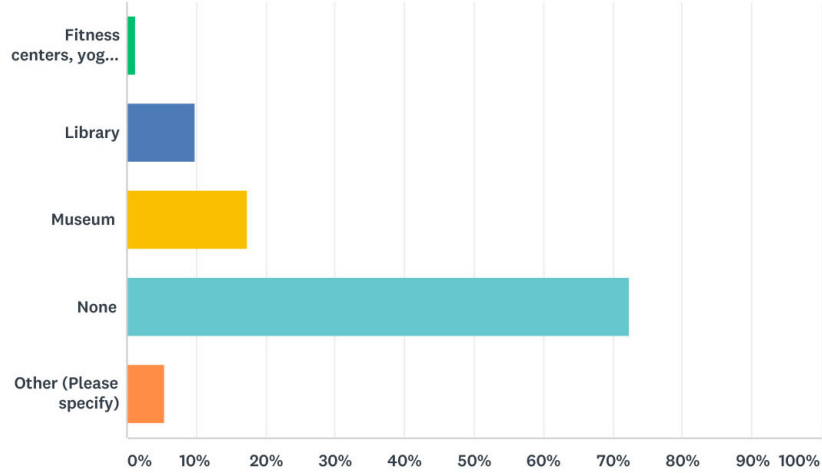
Answered: 521 Skipped: 10



ANSWER CHOICES	RESPONSES	
Once or twice a year	40.31%	210
Monthly	5.37%	28
Weekly	0.96%	5
I do not attend AU events	53.36%	278
<b>TOTAL</b>		<b>521</b>

### Q38 Do you use American University facilities? (Check all that apply)

Answered: 457 Skipped: 74

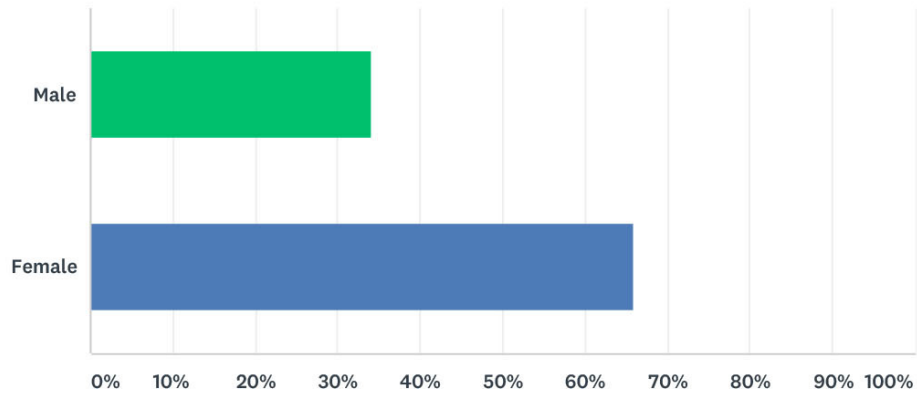


ANSWER CHOICES	RESPONSES
Fitness centers, yoga classes, etc.	1.31% 6
Library	9.85% 45
Museum	17.29% 79
None	72.43% 331
Other (Please specify)	5.47% 25
Total Respondents: 457	

#	OTHER (PLEASE SPECIFY)	DATE
1	Katzen Center -- concerts	3/23/2018 9:27 PM
2	CANNOT DRIVE	3/21/2018 8:25 PM
3	Wasn't aware these were all available to us. Are they??	3/21/2018 11:13 AM
4	Sibley Hospital	3/20/2018 11:56 AM
5	Didn't know I could use the library	3/20/2018 10:21 AM
6	Lunch	3/20/2018 10:16 AM
7	I live in VA, thus it's inconvenient to use AU facilities.	3/20/2018 9:34 AM
8	Washington Antiques Show & few exhibits	3/19/2018 12:34 PM
9	I use the shuttle to the Metro.	3/18/2018 8:57 PM
10	rooms for lectures	3/18/2018 6:52 PM
11	I attend AU sports events.	3/16/2018 8:50 PM
12	Just started with OLLI	3/16/2018 6:01 PM
13	Theater	3/16/2018 4:45 PM
14	Ride bus	3/16/2018 4:28 PM
15	bus	3/15/2018 2:12 PM
16	Didn't know we could use the fitness center, etc.	3/14/2018 1:32 PM
17	Kay Center Events, SIS events (alumna)	3/13/2018 7:03 PM
18	Grounds - arboretum.	3/13/2018 3:11 PM
19	not yet--plan to	3/13/2018 12:09 PM
20	Child Research Center	3/13/2018 8:45 AM
21	Buy lunches at food outlets	3/13/2018 4:36 AM
22	none	3/12/2018 4:34 PM
23	lunch club - Would like to use these facilities	3/12/2018 3:06 PM
24	4801 building where Olli located	3/12/2018 2:40 PM
25	Katzen art center	3/12/2018 2:25 PM

## Q39 Gender

Answered: 518 Skipped: 13



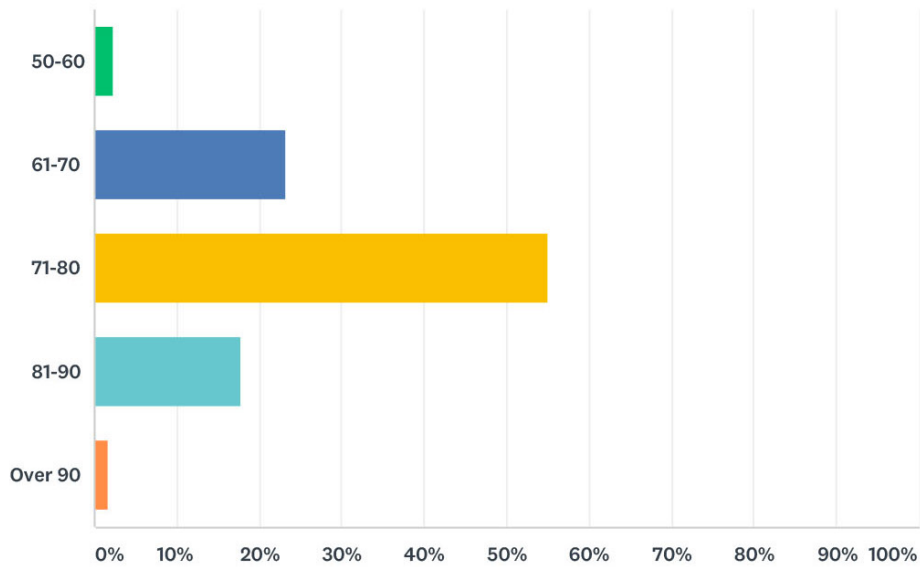
### ANSWER CHOICES

### RESPONSES

Male	34.17%	177
Female	65.83%	341
<b>TOTAL</b>		<b>518</b>

## Q40 Age

Answered: 522 Skipped: 9



### ANSWER CHOICES

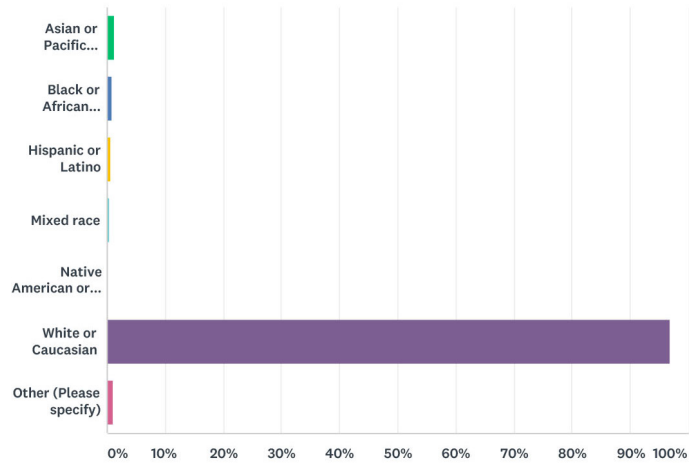
### RESPONSES

50-60	2.30%	12
61-70	23.18%	121
71-80	54.98%	287
81-90	17.82%	93
Over 90	1.72%	9
<b>TOTAL</b>		<b>522</b>



### Q41 Race (Check all that apply)

Answered: 465 Skipped: 66

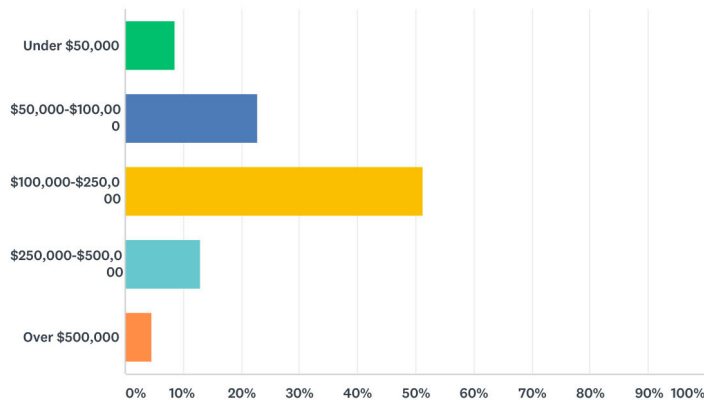


ANSWER CHOICES	RESPONSES
Asian or Pacific Islander	1.29% 6
Black or African American	0.86% 4
Hispanic or Latino	0.65% 3
Mixed race	0.43% 2
Native American or American Indian	0.00% 0
White or Caucasian	96.77% 450
Other (Please specify)	1.08% 5
Total Respondents: 465	

#	OTHER (PLEASE SPECIFY)	DATE
1	Hispanic/Latino is an ethnicity, not a race.	3/20/2018 11:14 PM
2	Hispanic/Latino is an ethnicity, not a race.	3/20/2018 11:13 PM
3	Race is a pretty meaningless category. Culturally, I'm Jewish American. Beyond that we're all mixed.	3/20/2018 5:03 PM
4	U	3/20/2018 10:01 AM
5	Arab American	3/12/2018 3:39 PM

### Q42 Present income range (OPTIONAL)

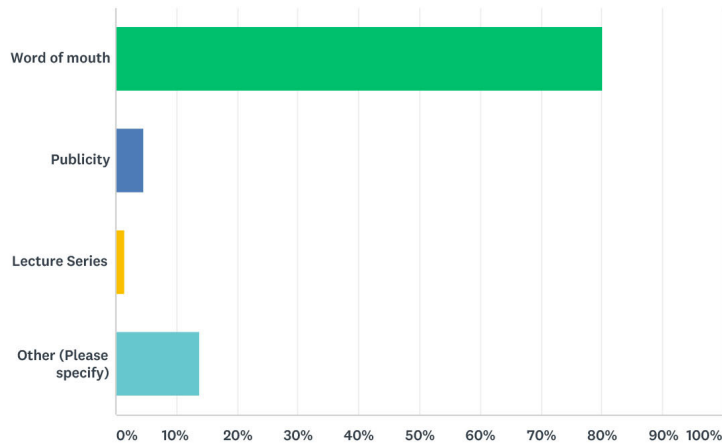
Answered: 326 Skipped: 205



ANSWER CHOICES	RESPONSES
Under \$50,000	8.59% 28
\$50,000-\$100,000	22.70% 74
\$100,000-\$250,000	51.23% 167
\$250,000-\$500,000	12.88% 42
Over \$500,000	4.60% 15
TOTAL	326

## Q43 If you joined OLLI at AU in fall 2016 or later, how did you learn about OLLI?

Answered: 216 Skipped: 315

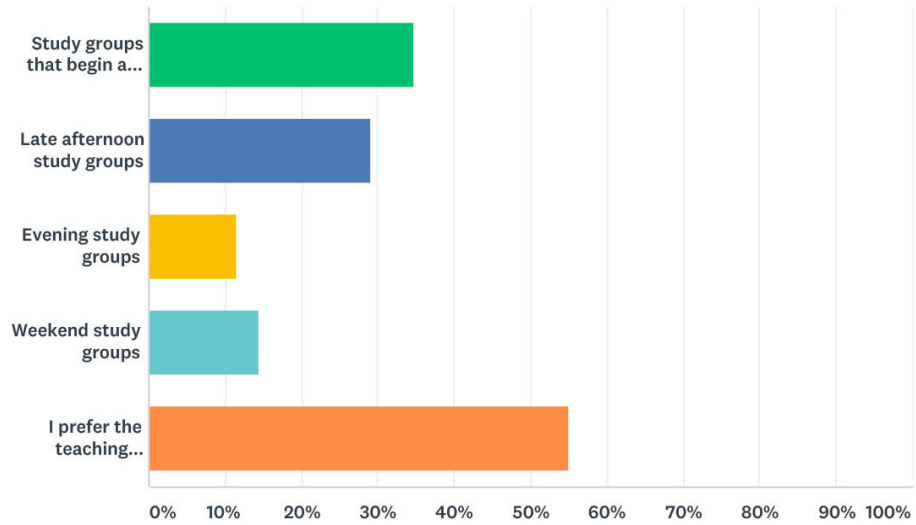


ANSWER CHOICES	RESPONSES	
Word of mouth	80.09%	173
Publicity	4.63%	10
Lecture Series	1.39%	3
Other (Please specify)	13.89%	30
<b>TOTAL</b>		<b>216</b>

#	OTHER (PLEASE SPECIFY)	DATE
1	friends	3/22/2018 12:15 PM
2	brochure program at a gym	3/21/2018 8:55 PM
3	I was a member of OLLI in San Francisco and heard that AU had a chapter before we moved to the DC area.	3/21/2018 4:38 PM
4	Joined long before	3/21/2018 10:46 AM
5	Wall Street Journal article	3/21/2018 9:45 AM
6	I was asked to give a lecture	3/21/2018 8:02 AM
7	can't remember....previously familiar with the Rockville campus of Osher--all my friends/neighbors attend that one. I prefer the AU location.	3/21/2018 6:08 AM
8	friends	3/20/2018 5:48 PM
9	Husband	3/20/2018 3:17 PM
10	Wife	3/20/2018 12:55 PM
11	joined earlier	3/20/2018 12:00 PM
12	Joined earlier through word of mouth	3/20/2018 11:21 AM
13	Daughter	3/20/2018 10:56 AM
14	friend	3/20/2018 10:07 AM
15	I knew about area lifelong learning programs because I worked in aging and long term care advocacy.in Montgomery County.	3/19/2018 9:50 AM
16	At RRUUC made coffee for breaks and saw catalogue	3/17/2018 5:57 PM
17	Referral by a friend	3/17/2018 12:52 PM
18	Judy Havemann	3/17/2018 10:41 AM
19	I've been a member for several years.	3/16/2018 11:32 PM
20	Had knowledge for many years; joined soon after retirement	3/16/2018 5:51 PM
21	Friend	3/15/2018 2:13 PM
22	Internet search	3/13/2018 10:42 PM
23	NA	3/13/2018 3:53 PM
24	previously a member	3/13/2018 12:29 PM
25	from a friend	3/13/2018 9:11 AM
26	On Line Scrolling	3/12/2018 7:48 PM
27	when it was iLR	3/12/2018 3:11 PM
28	I joined Olli many years ago.	3/12/2018 2:40 PM
29	I did some online research	3/12/2018 2:36 PM
30	Did OSHER at Johns Hopkins	3/12/2018 12:55 PM

## Q44 If the current schedule of classes were modified, how interested would you be in teaching (Check all that apply):

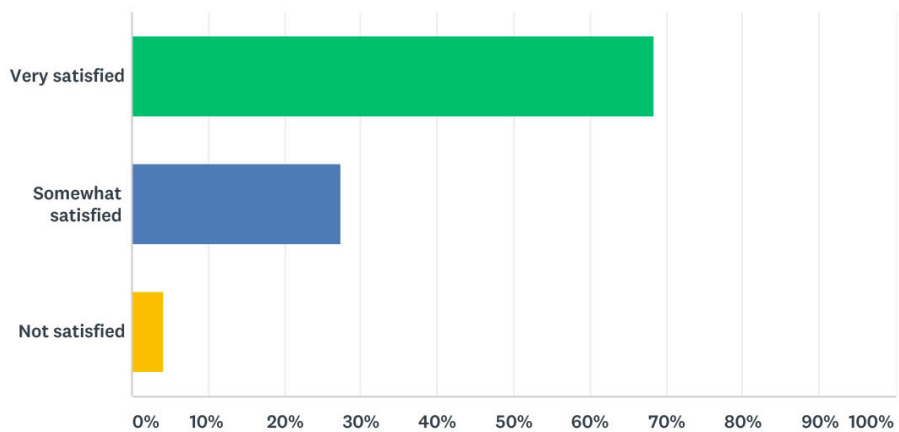
Answered: 69 Skipped: 462



ANSWER CHOICES	RESPONSES	
Study groups that begin at 9:15 AM	34.78%	24
Late afternoon study groups	28.99%	20
Evening study groups	11.59%	8
Weekend study groups	14.49%	10
I prefer the teaching schedule as it currently is	55.07%	38
Total Respondents: 69		

## Q45 How satisfied are you with the classroom technology?

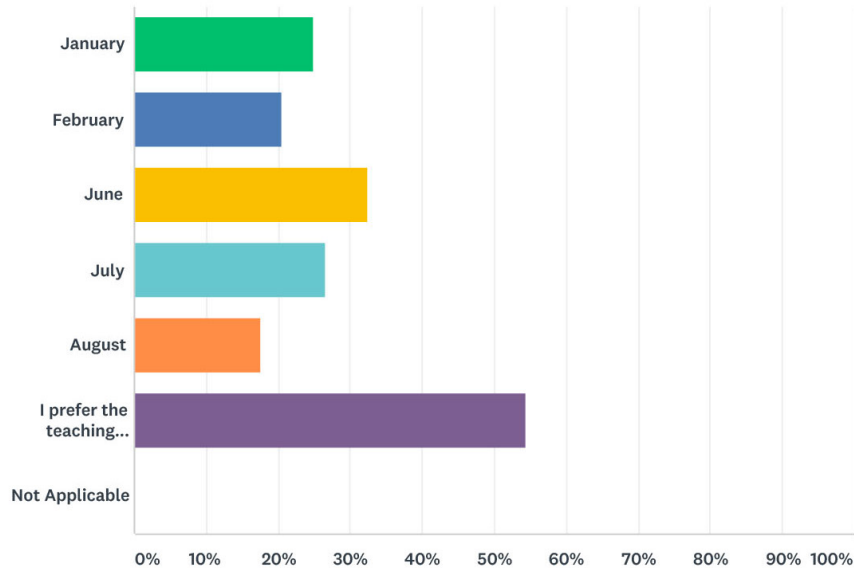
Answered: 73 Skipped: 458



ANSWER CHOICES	RESPONSES	
Very satisfied	68.49%	50
Somewhat satisfied	27.40%	20
Not satisfied	4.11%	3
TOTAL		73

**Q46 If the current schedule of classes were modified, how interested would you be interested in teaching in (Check all that apply):**

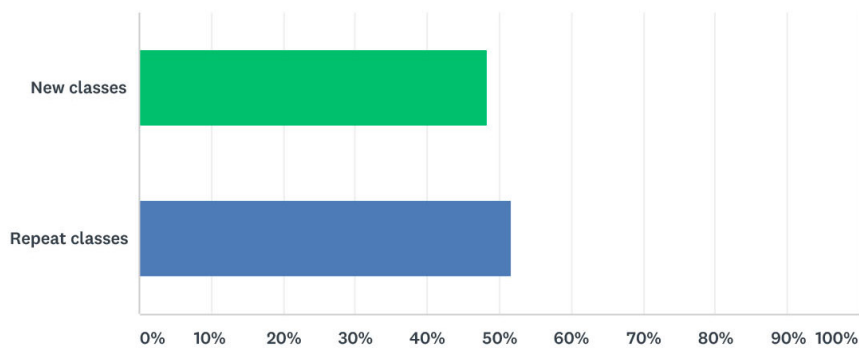
Answered: 68 Skipped: 463



ANSWER CHOICES	RESPONSES	
January	25.00%	17
February	20.59%	14
June	32.35%	22
July	26.47%	18
August	17.65%	12
I prefer the teaching schedule as it currently is	54.41%	37
Not Applicable	0.00%	0
Total Respondents: 68		

**Q47 If you taught additional study groups in an expanded calendar, would you teach new classes or repeat classes that you are already teaching?**

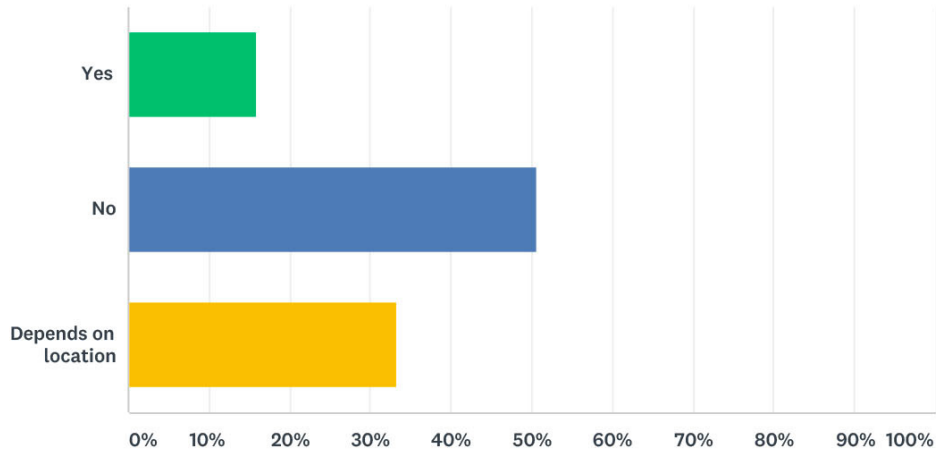
Answered: 58 Skipped: 473



ANSWER CHOICES	RESPONSES	
New classes	48.28%	28
Repeat classes	51.72%	30
TOTAL		58

### Q48 Are you interested in teaching at senior care, community, and residential centers such as IONA House, Grand Oaks, etc.

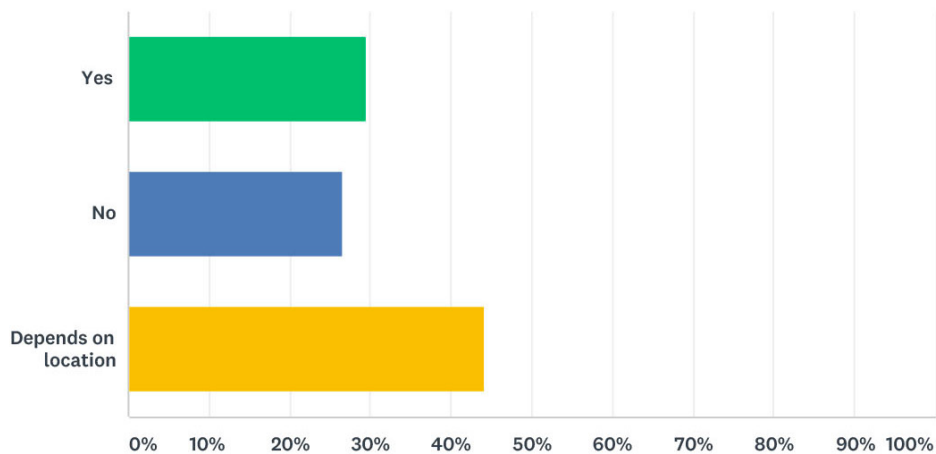
Answered: 69 Skipped: 462



ANSWER CHOICES	RESPONSES	
Yes	15.94%	11
No	50.72%	35
Depends on location	33.33%	23
<b>TOTAL</b>		<b>69</b>

### Q49 To promote diversity, would you be interested in teaching at a facility in a part of the city that is more racially and culturally diverse?

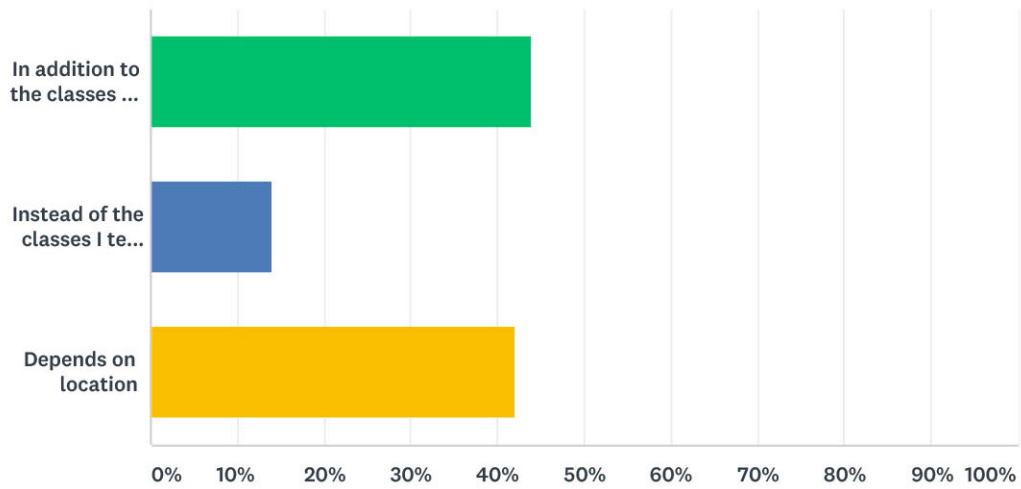
Answered: 68 Skipped: 463



ANSWER CHOICES	RESPONSES	
Yes	29.41%	20
No	26.47%	18
Depends on location	44.12%	30
<b>TOTAL</b>		<b>68</b>

**Q50 If you taught at the kind of facility described above, would you teach there in addition to the classes you teach at the Spring Valley Building or instead of the classes you teach at the Spring Valley Building?**

Answered: 57 Skipped: 474



ANSWER CHOICES	RESPONSES	
In addition to the classes I teach at the Spring Valley Building	43.86%	25
Instead of the classes I teach at the Spring Valley Building	14.04%	8
Depends on location	42.11%	24
<b>TOTAL</b>		<b>57</b>

## 2018 SURVEY ADDITIONAL COMMENTS

*NOTE: The change in colors indicates a new respondent.*

OLLI definitely needs greater diversity of opinion and respect for those who might hold opposing opinions. Previously, I attended 2 different short sections, as well as one full semester. They happened to be right around the time of the election. I purposely chose to avoid any political classes, but yet found myself constantly dealing with anti-Trump comments, snarky comments about the intellectual capabilities of Trump votes, and overall negative political comments. None of the comments were relevant to the classroom topic, and had the same comments been made about any ethnic group, the result would have been loud cries of bigotry. I have chosen not to attend any more classes because it is clear that most OLLI students and group leaders I have encountered are unable to stick to the notion of "if you don't have anything nice to say, don't say anything at all." Changing this attitude, and welcoming people of all political leanings is the diversity OLLI needs.

Hi, I completed the survey, but almost quit. It seemed verrrrry long.

I completed the survey but did not find a place to share my suggestions/ideas. Perhaps I just missed this opportunity so I am sending an email.

Do you bench mark with similar programs? I know that my friends who take the program associated with Johns Hopkins at Shady Grove have classes (not a one off lecture in "off season") with local experts like Eleanor Clift and the Kalb brothers. I am surprised that Olli at AU does not have similar classes.

Another program - Oasis at Montgomery Mall and live and Learn in Bethesda -- have classes providing more practical information such as those relating to computers, languages, etc.

Living close to AU, I wish that Olli at AU had similar opportunities.

I hope this is helpful to you.

I took the survey but I was very disappointed in it. It did not ask what I consider to be the two most important questions:

1: What changes would I like to see in OLLI curricula.

2: What improvements would I like to see in the facilities.

For curricula I would like to see more courses offered in sciences, including medical sciences. I would be especially interested in a course in microbiology and advances in that field.

For facilities I would like to see some kind of lunch service made available so that participants could buy sandwiches (perhaps ready made) in the coffee lounge or upstairs on the 6th floor.

I completed the survey monkey but think the survey would have benefited from an open-ended question such as "do you have any other suggestions?"

Here are a few of mine: (1) would like to see more craft courses such as upholstery or embroidery (2) suggest distributing written tips to study group leaders about how to control domineering/over-talkative class members. Some leaders are excellent at this; others are too nice, and let the talker dominate (3) would like the option of signing up for one class, for less money—in other words restructure the membership fee so it is graduated in accordance with the number of courses.

These are minor suggestions but perhaps something to think about. Overall, I am very pleased with my OLLI experiences. Thanks for the good work you do.